

The 2026 Outlook for Navy Shipbuilding

January 7, 2026

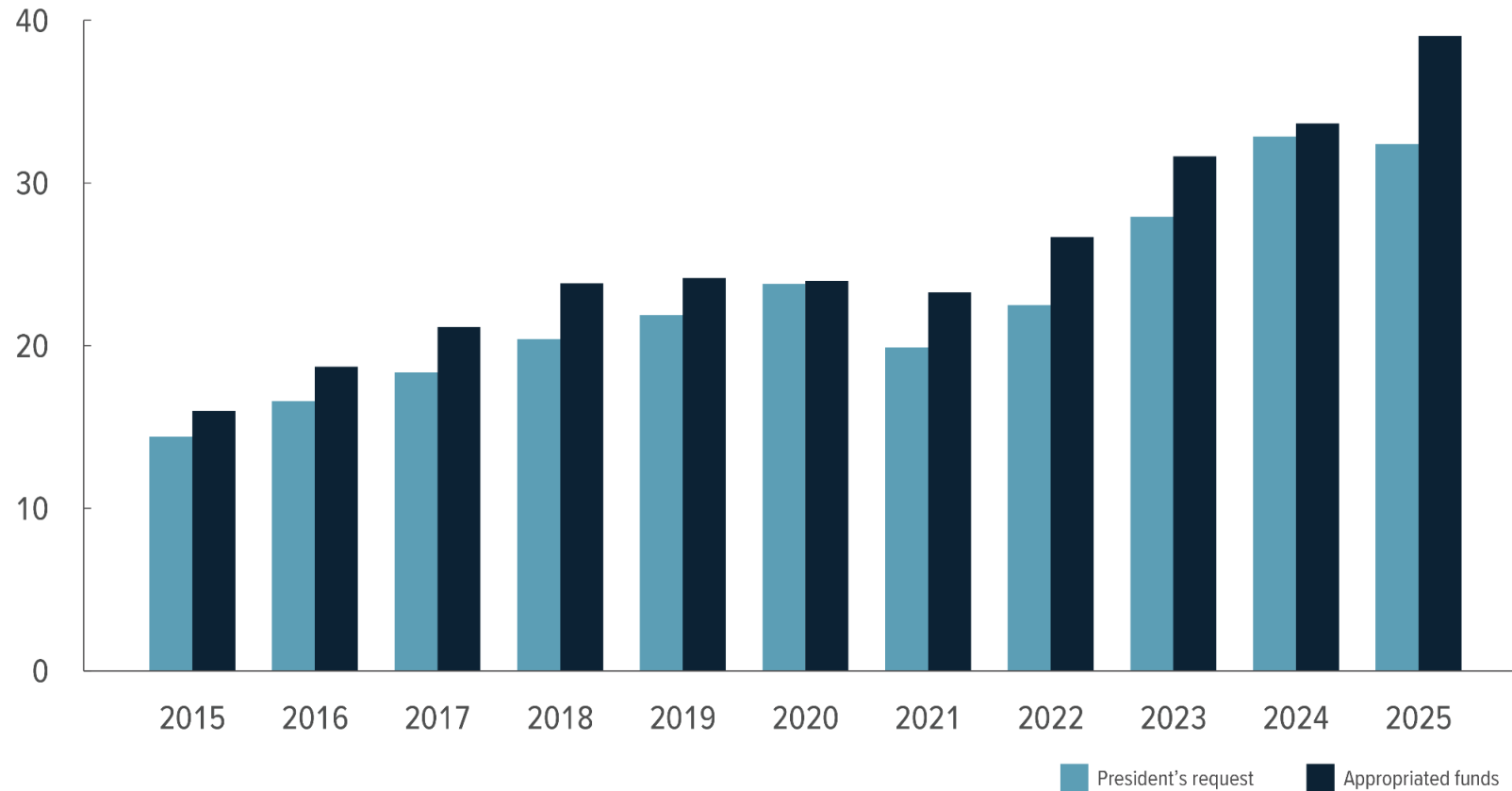
Presentation at the Bank of America Defense Outlook
and Commercial Aerospace Forum 2026

Eric J. Labs

National Security Division

Shipbuilding Requests and Appropriations, 2015 to 2025

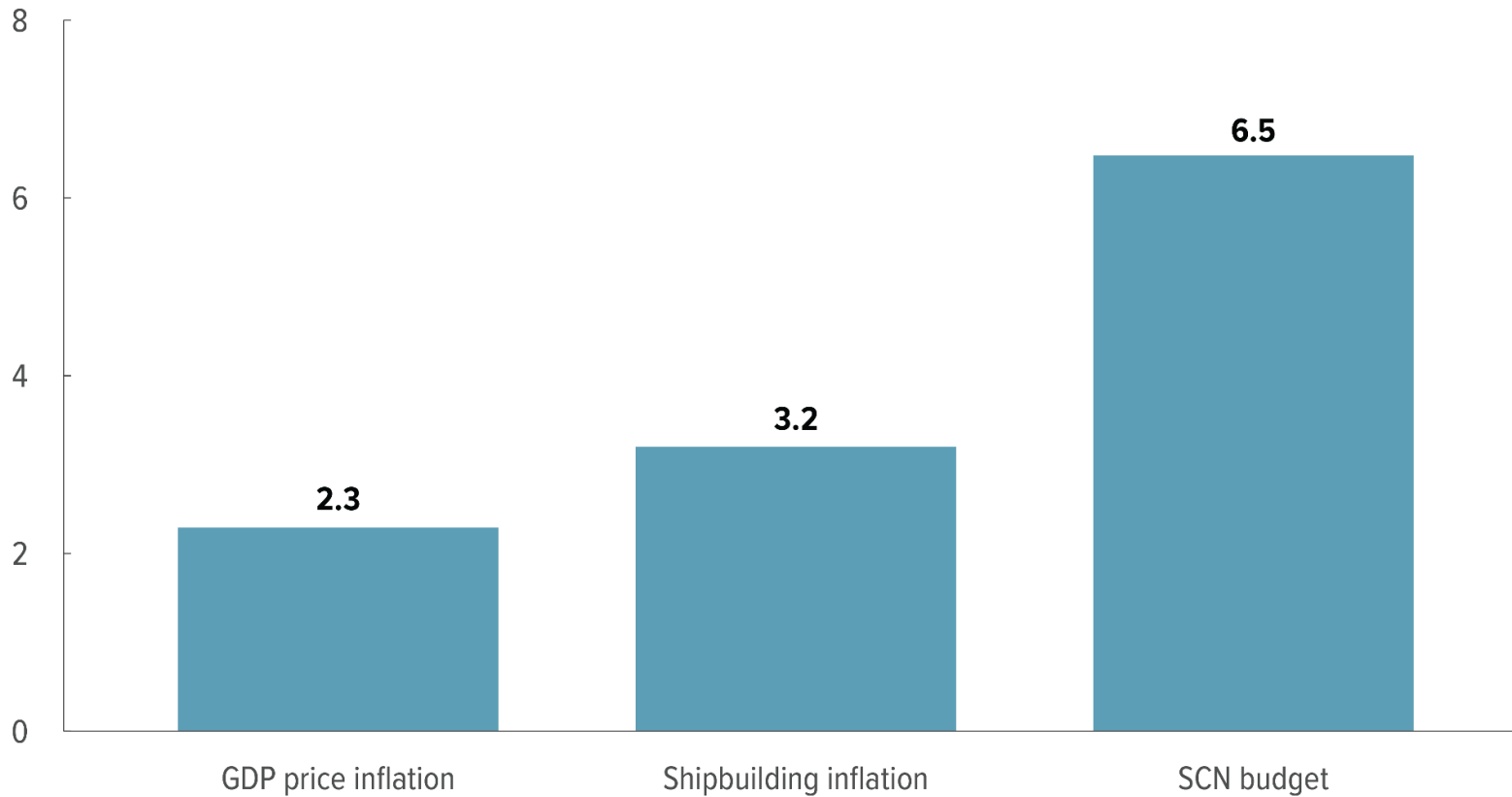
Billions of dollars



The Congress has consistently appropriated more funds for shipbuilding than Administrations have requested.

Average Annual Increase in GDP Price Inflation, Shipbuilding Inflation, and the Shipbuilding Budget, 2005 to 2025

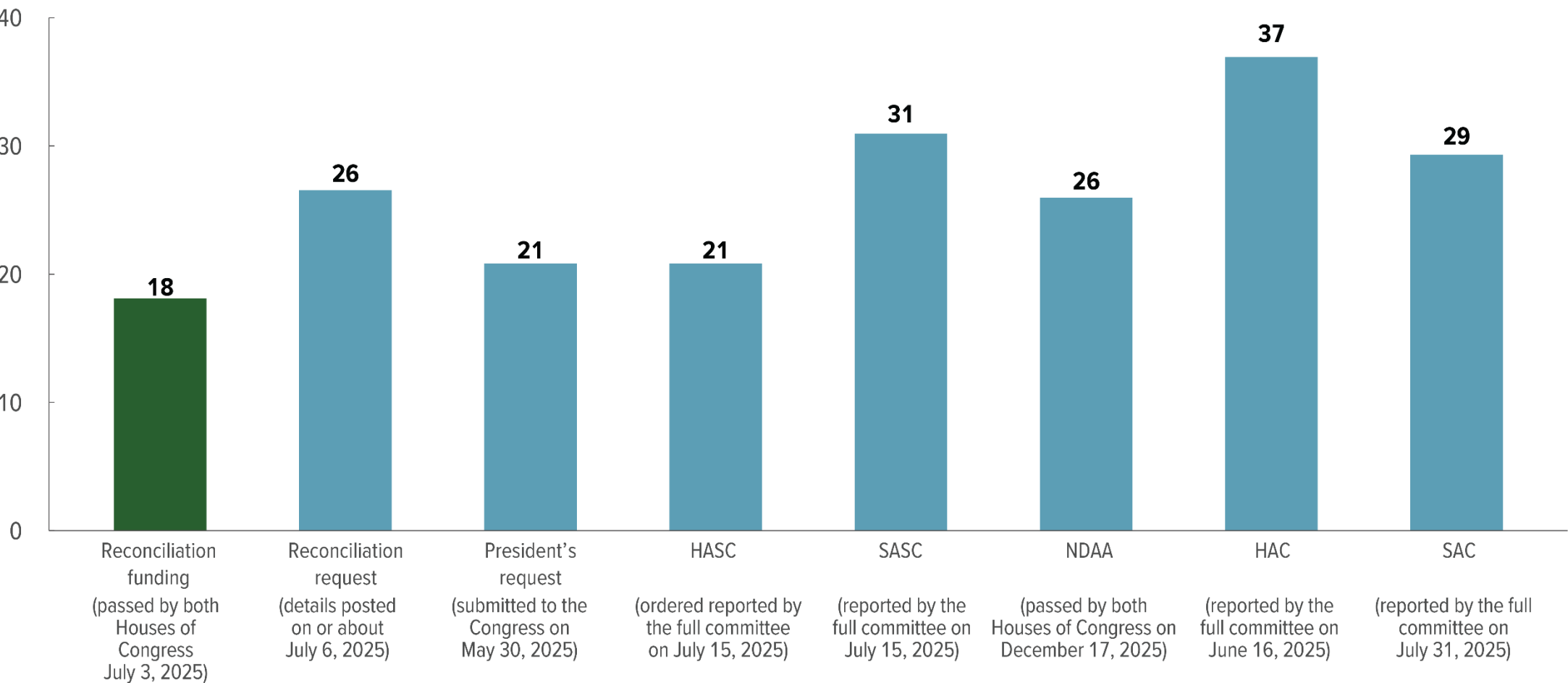
Percent



The Navy's shipbuilding budget has grown almost twice as fast as shipbuilding inflation.

Congressional Action on Shipbuilding for Fiscal Year 2026

Billions of dollars



HAC = House Appropriations Committee; HASC = House Armed Services Committee; NDAA = National Defense Authorization Act for 2026; SAC = Senate Appropriations Committee; SASC = Senate Armed Services Committee.

Congressional Action on Shipbuilding for Fiscal Year 2026 (Cont.)

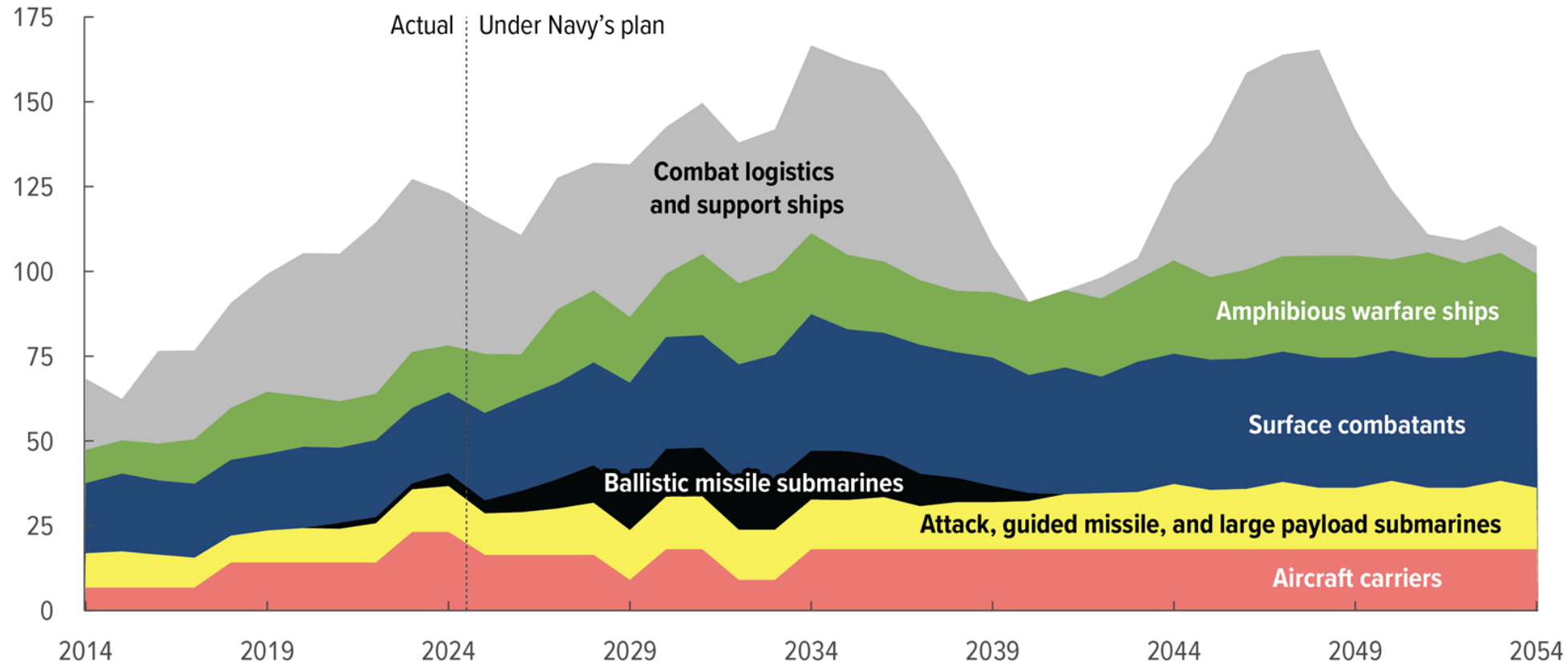


Millions of dollars	Reconciliation funding	Reconciliation request	President's request	HASC	SASC	NDAAs	HAC	SAC
Battle force ships	16,259	24,773	16,904	16,904	25,778	21,038	32,840	24,684
Columbia class ballistic missile submarines		1,926	8,995	8,995	8,995	9,695	10,490	12,930
Aircraft carriers			3,282	3,282	3,282	3,282	3,282	3,282
Attack submarines	4,600	7,135	3,944	3,944	5,144	6,478	11,397	6,478
Destroyers	5,400	5,400	11	11	7,685	911	5,069	1,761
Frigates							100	100
LHA-6 amphibious assault ships		3,895						
LPD-17 amphibious transport docks	1,470	2,600						
LSM medium landing ships	1,964	1,964					225	
T-ATS towing, salvage, and rescue ships							142	
T-AGOS ocean surveillance ships			612	612	612	612	425	612
T-AO oilers	2,725	1,853	8		8	8	1,657	8
Other	1,845	1,771	3,937	3,937	5,180	4,936	4,095	4,626
Refueling and complex overhaul			1,779	1,779	1,779	1,779	1,822	1,579
Sealift: new/used	750	700	45	45	570	21	206	335
All else	1,095	1,071	2,113	2,113	2,831	3,136	2,067	2,712
Total	18,104	26,544	20,840	20,840	30,958	25,975	36,935	29,310
Industrial base	5,037	n.a.	n.a.	n.a.	n.a.	n.a.	n.a.	n.a.
Unmanned systems	5,546	n.a.	n.a.	n.a.	n.a.	n.a.	n.a.	n.a.

HAC = House Appropriations Committee; HASC = House Armed Services Committee; NDAAs = National Defense Authorization Act for 2026; SAC = Senate Appropriations Committee; SASC = Senate Armed Services Committee; n.a. = not applicable.

Amount of Tonnage That Would Be Constructed Under the Navy's 2025 Plan

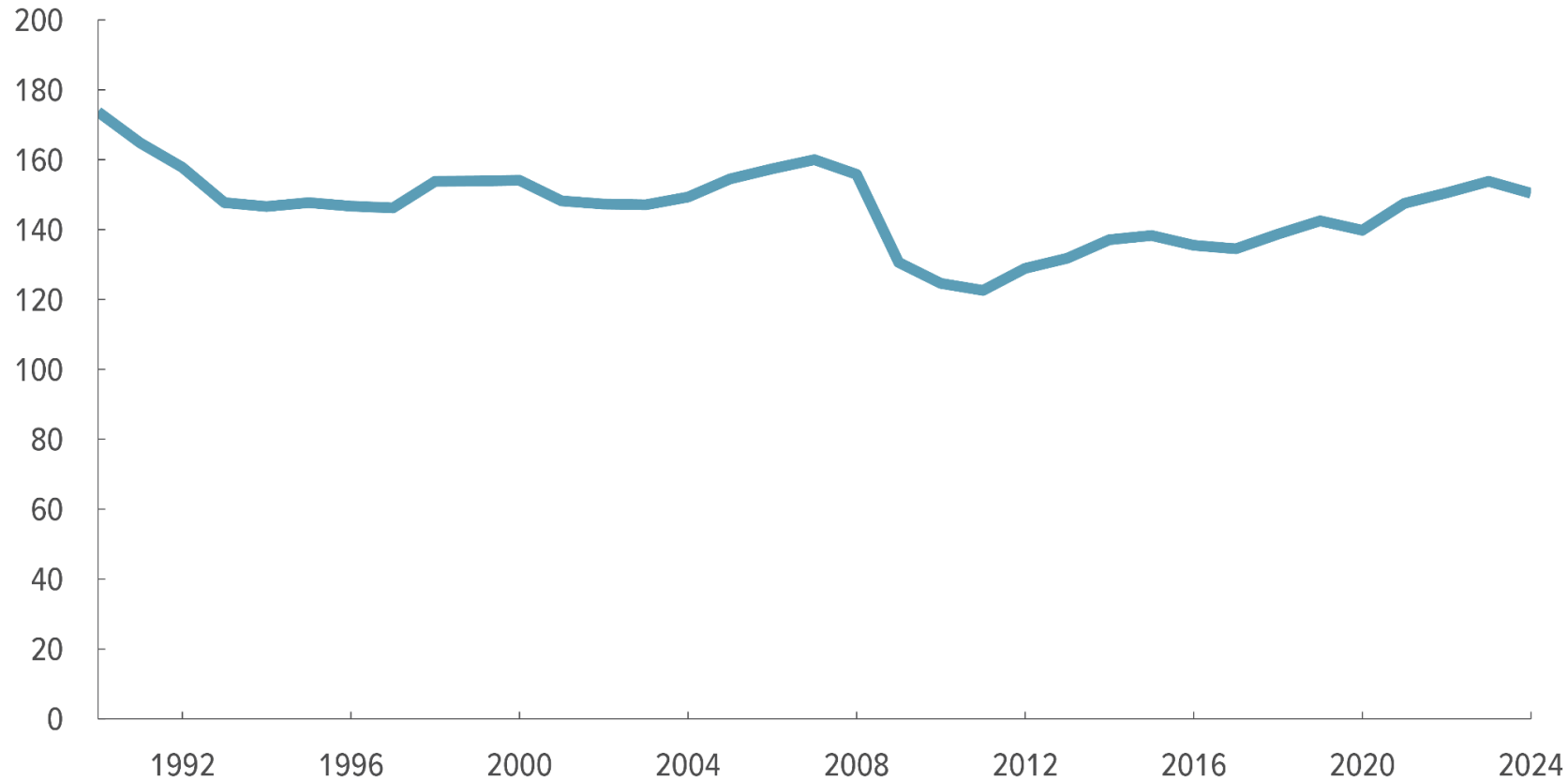
Thousands of tons



The demands that the 2025 plan would place on the nation's shipyards would be greater than those they have faced over the past decade.

Total Employment in the Shipbuilding and Boatbuilding Industry

Thousands of workers



Employment in the shipbuilding and boatbuilding industry has not grown since 1990.